# 24V | **TRULUX** RGB Tape Light

AMERICAN LIGHTING
BRIGHT IDEAS · INNOVATIVE SOLUTIONS

| PROJECT: | TYPE: |
|---|---|
| LOCATION: | CAT: |



**Description**
Economical and versatile tape light with RGB capable light output and run lengths up to 22ft

**Features**
- Unjacketed (IP54) rating
- Linking accessories, controllers, receivers, power supplies, and extrusions are available for Trulux tape light (sold separately)

**Mounting**
Surface mount via attached 3M adhesive tape, mounting clips, or aluminum extrusions (sold separately)

**Applications**
Task or accent lighting, edge lighting, cabinetry, shelving, coves, staircases, toe kicks, railings, display cases

## Technical Information

DIMMABLE

c UL us LISTED

| | |
|---|---|
| IP Rating | IP54 |
| Voltage | 24V DC |
| CCT | 3-in-1 RGB |
| CRI | N/A |
| Wattage | 4.4W/ft |
| Lumens | 160Lm/ft |
| Max Run | 22ft |
| Cutting | 3.94” |
| Dimming | Trulux controllers or DMX control |
| LED | RGB LEDs spaced every 0.64” |
| Beam | 120° |
| Operating Temp | 5°C (41°F) to 70°C (158°F) |
| Ambient Temp | -20°C (-4°F) to 40°C (104°F) |
| Rating | cULus Listed, dry location |
| Rated Life | 50,000 Hours |

Dimensions: **IP54 Unacketed**

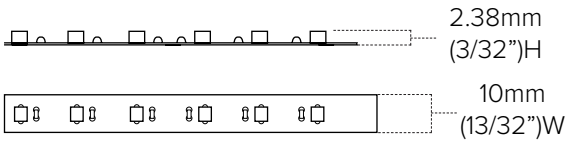


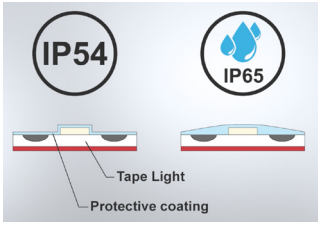


When using standard snap connectors, it is recommended to scrape off the coating from each conductor to ensure a proper connection. When using heavy duty snap connectors, this is only necessary for IP65 and IP68 types.

## Trulux RGB Controller Set-up




RGBW Controller
(3 zone)



Adaptive LED Driver
(30W / 60W / 96W / 192W / 288W)




Trulux RF Receiver
(Required per zone)



Trulux Tape Light

## Trulux RGB Control Options

| Image | Part Number | Description |
|---|---|---|
| **Trulux Controllers** | | |
|  | RF-RGBW-3Z | Trulux RGB+WW Radio Frequency Control; Touch Slide Wall Mount; 1-3 zones; 12V/24V DC input; Requires the use of a Trulux Radio Frequency receiver |
| | RF-RGBW-3AAA | Trulux Single Color Radio Frequency Control; Handheld Remote; 1-8 zones; Battery operated (3xAAA not included); Requires the use of a Trulux Radio Frequency receiver |
| | RF-RGBW-USB | Trulux Single Color Radio Frequency Control; Handheld Remote; 1-8 zones; Battery operated (USB Rechargeable); Requires the use of a Trulux Radio Frequency receiver |
|  | Trulux App | Trulux Mobile Application; Mobile Phone or Tablet ready, interactive dial controls; Available on Google Play or the App Store; Requires the TruHub (RF-WiFi-8) router and receivers (REC-5A-4Z) for 2-8 zones or the RF + WiFi receiver (REC-5A-4Z-WiFi) for single zone applications |
|  | DMX-2-2 | Trulux RGB DMX Control; Touch Slide Wall Mount; 12V/24V DC input; 2+2 zones; Requires the use of a Trulux DMX receiver |
| | DMX-3Z | Trulux RGB DMX Control; Touch Slide Wall Mount; 12V/24V DC input; 1-3 zones; Requires the use of a Trulux DMX receiver |
| **Trulux Receivers** | | |
| | REC-5A-4Z | Trulux Radio Frequency Receiver; Sync multiple receivers to a single control; 4 x (60-180W) 5A per channel; 12V/24V DC input; For use with Trulux Radio Frequency control or Trulux TruHub plus Trulux App |
|  | REC-5A-4Z-WIFI | Trulux Radio Frequency + WiFi Receiver; Sync multiple receivers to a single control; 4 x (60-180W) 5A per channel; 12V/24V DC input; For use with Trulux Radio Frequency Control or Trulux App |
|  | WIFI-RF-8 | TruHub WiFi Hub Control; converts WiFi to RF for 2-8 zones; For use with REC-5A-4Z and Trulux App |
| | REC-DMX-5A-4Z-PLUS | Trulux DMX Plus Receiver; 12V/24V DC input; Manual/Auto presets; 1-4 outputs; For use with Trulux DMX Control |
|  | REC-DMX-5A-4Z | Trulux DMX Receiver; 12V/24V DC input; 1-4 outputs; For use with Trulux DMX Control |

## Recommended Power Supplies

| Part Number | Description | Application | Primary / Secondary | Total Wattage | Listing | Dimensions |
|---|---|---|---|---|---|---|
| **For Trulux Controlled Systems** | | | | | | |
| LED-DR30-24 | Constant voltage hardwire driver | Dry location | 100-240 AC / 24V DC | 30W | cURus | 6-1/2”x1-3/4”x1-3/16” |
| LED-DR60-24 | Constant voltage hardwire driver | Dry/Damp location | 100-240 AC / 24V DC | 60W | cURus | 7-13/16”x1-3/4”1-5/8” |
| LED-DR100-24 | Constant voltage hardwire driver | Dry/Wet location | 100-240 AC / 24V DC | 100W | cURus | 7-5/8”x2-1/8”1-1/2” |
| LED-DR150-24 | Constant voltage hardwire driver | Dry/Wet location | 100-240 AC / 24V DC | 150W | cURus | 9”x2-5/8”1-1/2” |
| **For Non-Trulux Controlled Systems** | | | | | | |
| ELV-30-24 | Constant voltage hardwire driver | Dry location | 100-130V AC / 24V DC | 30W | cETLus | 7-1/16”x2-3/8”1-3/8” |
| ELV-45-24 | Constant voltage hardwire driver | Dry location | 100-130V AC / 24V DC | 45W | cETLus | 7-1/16”x2-3/8”1-3/8” |
| ELV-60J-24 | Constant voltage hardwire driver | Wet location | 100-130V AC / 24V DC | 60W | cETLus | 13-3/4”x3-1/16”x2-5/16” |
| ELV-80J-24 | Constant voltage hardwire driver | Wet location | 100-130V AC / 24V DC | 80W | cETLus | 13-3/4”x3-1/16”x2-5/16” |

ELV Drivers require 60% minimum load in dimming applications

©2019 American Lighting, Inc.  11775 E. 45th Ave. Denver, CO 80239 Ph: 1-800-880-1180 Fax: 303-695-7633

## Ordering Information

**24V 16.4ft Reels HTL-RGB Series**

| TAPE LIGHT TYPE | | CCT |
|---|---|---|
| **HTL** | – | **RGB** |
| **HTL** = IP54 High Output<br>**HTL68** = IP68 High Output | | **RGB** = RGB |

**24V 16.4ft Kits HTL-RGB Series**

| TAPE LIGHT TYPE | | CCT | | LENGTH |
|---|---|---|---|---|
| **HTL** | – | **RGB** | – | **5MKIT** |
| **HTL** = IP54 High Output | | **RGB** = RGB | | **5MKIT** =16.4ft Kit |

**HTL-RGB (IP54) 16.4ft Reels include:**
Attached 3ft lear wire
(3) TL-4PWR power connectors

**HTL68-RGB (IP68) 16.4ft Reels include:**
Attached 3ft lear wire
(1) Attached Female IP65 connection
(1) Male IP68 to Bare Wire Conkit
(1) End cap at dead end

**HTL-RGB (IP54) 16.4ft Kits include:**
( 1 ) - 24V 3A Plug-in Driver
( 1 ) - Handheld Remote with In-Line RF Receiver
( 1 ) - Power Supply Connections
( 1 ) - 15ft Spool of 20AWG Wire
( 1 ) - 16.4ft (5M) High Output RGB Tape Light
( 3 ) - Tape-to-Tape Snap Connectors
( 6 ) - Tape-to-Wire Snap Connectors

Example Part # **HTL-RGB**

| | | |
|---|---|---|
| **HTL** | – | **RGB** |

Trulux RGB is also available in Custom Cut (special order) lengths.

## Connection Accessories

| Image | Part Number | Description |
|---|---|---|
|  | TL-4PWR-HD | IP54 Power feed “Heavy Duty” snap connector to bare wires (4pin, 20AWG wire); For dry, indoor location use only |
|  | TL-4JUMP6-HD | 6” IP54 Tape-to-tape “Heavy Duty” snap jumper (4pin, 20AWG wire); For dry, indoor location use only |
| | TL-4JUMP24-HD | 24” IP54 Tape-to-tape “Heavy Duty” snap jumper (4pin, 20AWG wire); For dry, indoor location use only |
|  | TL-4SPL-HD | IP54 In-line splice “Heavy Duty” snap connector (4pin); For dry, indoor location use only |

## NOTES